


NSW Department of Education

Kindergarten 2024

Parent Information Session

Daniel McNamara
R/ Assistant Principal – Early Stage One

26th October 2023





Acknowledgement of Country



I acknowledge the Darug people, the traditional and ongoing custodians of the lands that we are meeting on today. I pay my respects to Elders past, present and emerging and also acknowledge and pay my respects to Aboriginal and Torres Strait Islander people joining us today.

Smoking Ceremony at WRPS with students, staff and parents to recognise NAIDOC Week.

Overview



1	Introductions	
2	Initiatives at Walters Road	
3	School Expectations	
4	Learning Opportunities in Kindergarten	
5	Orientation Sessions	
6	Best Start Assessment	
7	First Day in 2024	
8	How to get ready for Kindergarten	
9	Learning Station Expo	Question Time

1

Introductions



Introductions

Mrs Sam Gillard

Principal

Mrs Jenny Tume

Deputy
Principal

Mrs Jessica Ghattas

Assistant Principal,
Curriculum &
Instruction

Introductions – 2024 Kindergarten Teachers

Mr Daniel McNamara

Ms Geraldine Lihou

Mrs Liz Duss

Subject to change

Introductions – Specialist Teachers

Mrs Janet Howells
LaST


Miss Wendy Clarke
EAL/D

2

Initiatives at Walters Road

Mrs Sam Gillard

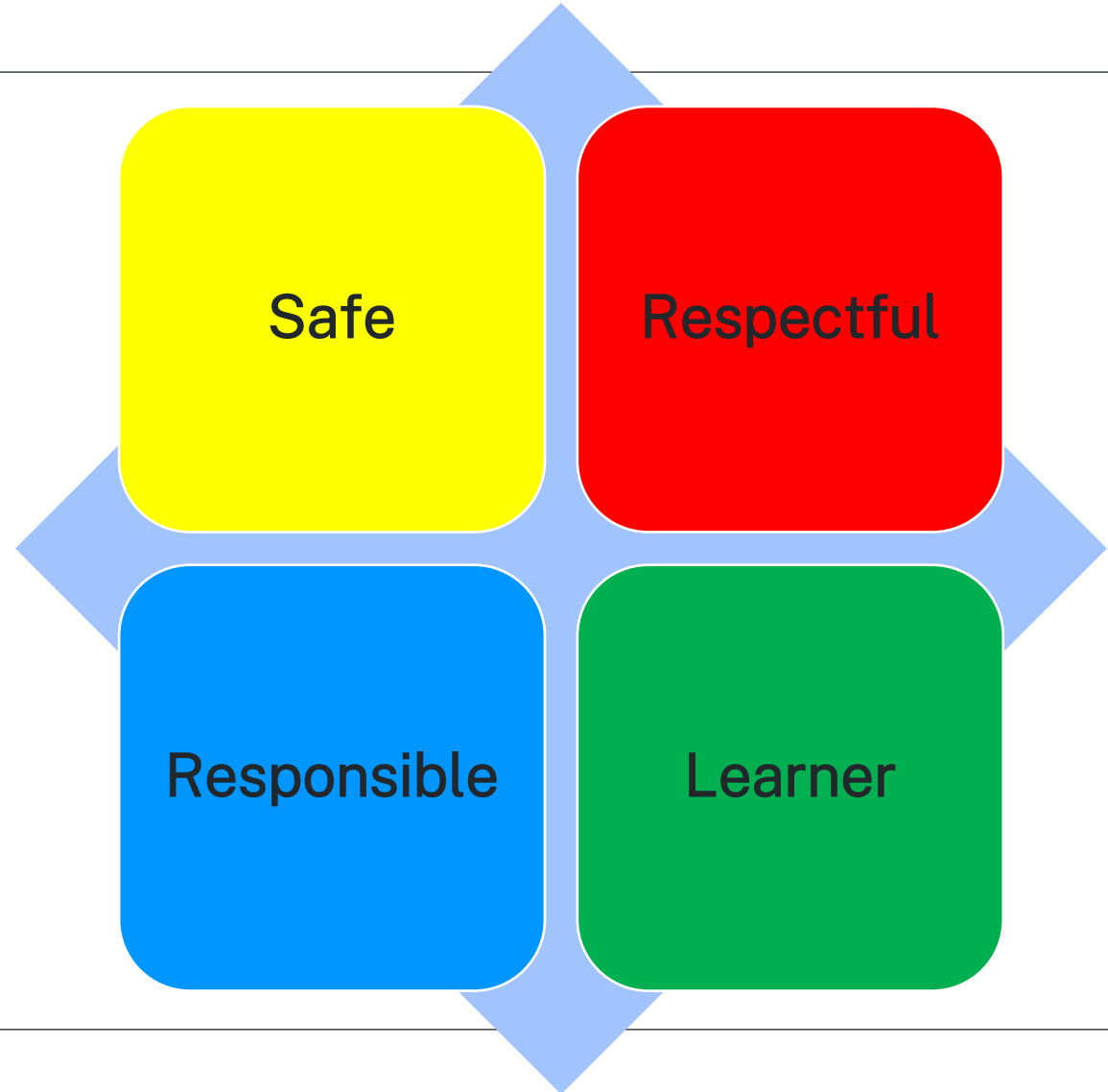
Principal



PBL / School Values



- Be safe
- Be respectful
- Be responsible
- Be a learner



Initiatives at Walters Road



- Books and Brekkie
- Dance
- Choir
- Hub Club
- Cultural Group/s


- Gardening
- Computers
- Debating
- Representative sport



Library




- Weekly lessons to read and discuss stories
- Developing literacy skills linked to other KLAs
- Library borrowing (begins for Kindergarten in Term 2)



Scripture



- Special Religious Education classes
- 30 minutes, weekly
- Based on scripture teacher availability
- Currently available groups:
 - *Catholic*
 - *Protestant*
 - *Islamic*
 - *Sikhism*
 - *Non-Scripture*
- 2024 format TBC



Crunch & Sip

- Short break (10 - 15 mins)
- Extra serve of fruit or vegetables
- Supports good health and helps with learning and concentration.
- What to bring
 - Bottle of water
 - Single piece of fresh fruit or a vegetable
 - Or
 - Container with chopped fruit or vegetables

15 Ways to Crunch&Sip®



Crunch&Sip®

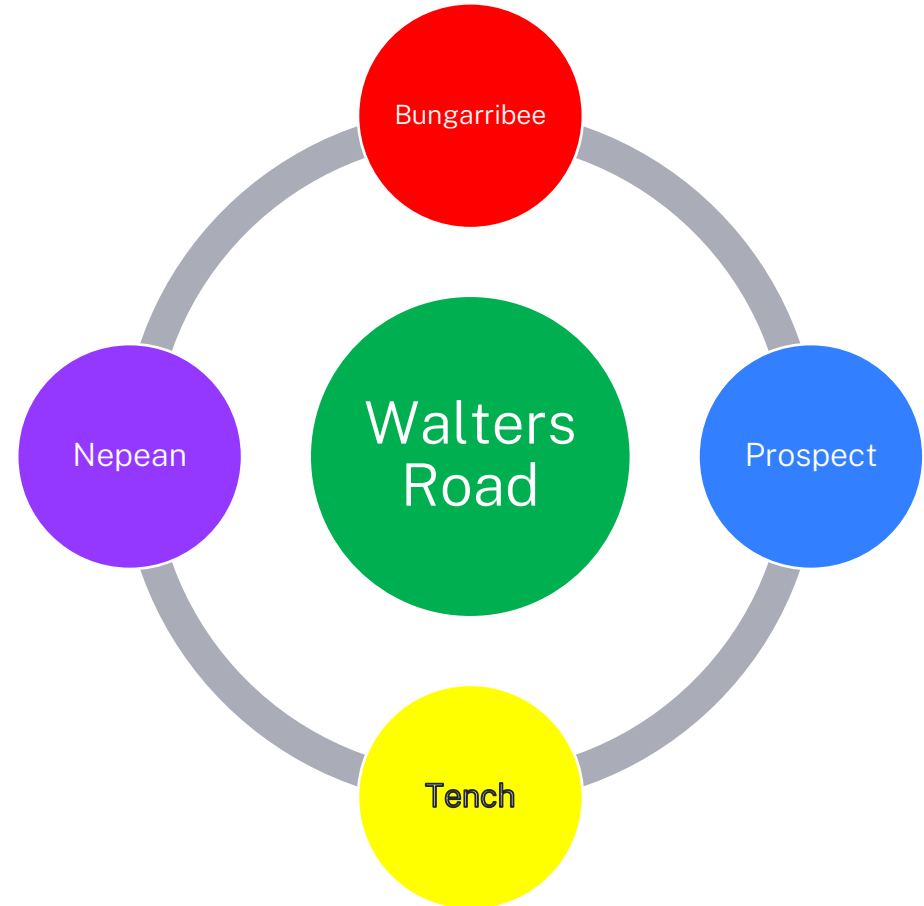
Supported by
healthway

Cancer
Council
WA

Sport Houses



- At WRPS, we have 4 ‘sport houses’:
 - Bungarribee – Red
 - Nepean – Purple
 - Prospect – Blue
 - Tench – Yellow
- Students wear their house colours for school sports carnivals.
- You will be notified of your child’s house closer to the time of the Sports Carnivals.




3

School Expectations

Mrs Jenny Tume

Deputy Principal



The School Day



8:50 am	Supervision begins
9:20 am	Morning Session begins
11:20 am	Recess
11:40 am	Middle Session begins
1:25 pm	Eating time
1:40 pm	Lunch
2:20 pm	Afternoon Session begins
3:20 pm	Home time



Attendance



- Late Arrivals
 - visit the office to sign your child in before going to class.
- Early Pick-ups
 - visit the office to sign your child out
- Absences
 - explanation to be provided within 7 days.
 - School Bytes
 - Written note or phone call to the office

BE A HERO

at Walters Road Public School

Here

Every day

Ready to learn

On time!



Attendance



- Regular attendance is crucial to your child's success at school.
- Please make appointments outside of school hours where possible.
- Approved reasons for absence:
 - being sick or having an infectious disease
 - having an unavoidable medical appointment
 - being required to attend a recognised religious holiday
 - exceptional or urgent family circumstances e.g. attending a funeral.

Days missed = years lost

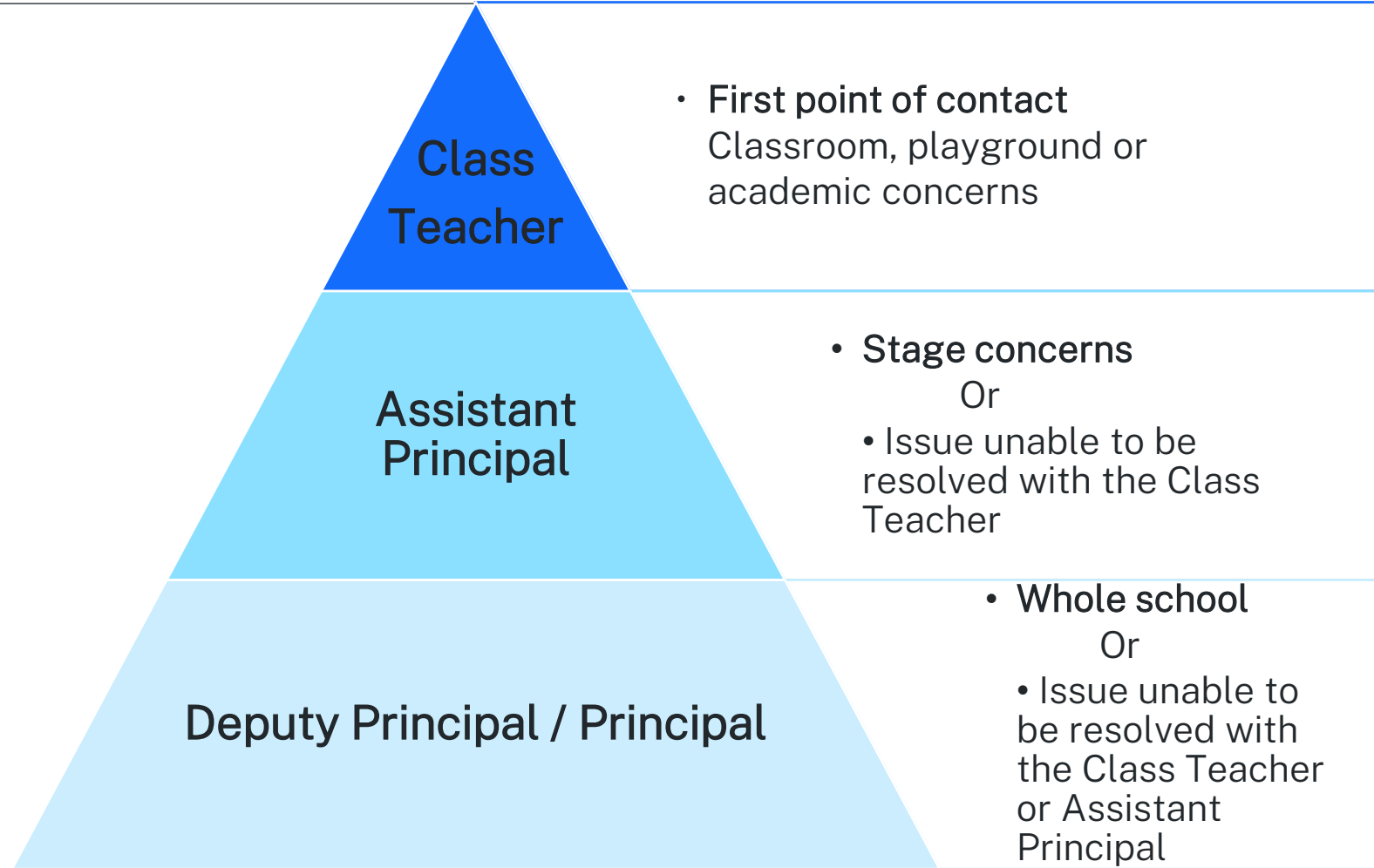
A day here and there doesn't seem like much, but...



Questions or issues of concern



- Class Teacher is the first point of contact
- Arrange a meeting through:
 - School Bytes
 - Phoning the office



Medical conditions



- If your child has any medical conditions, please inform the front office.
- If your child has anaphylaxis, allergies or asthma, an action plan MUST be completed.

ASTHMA ACTION PLAN
Take this ASTHMA ACTION PLAN with you when you visit your doctor.

NAME: _____ DOCTOR'S CONTACT DETAILS: _____ EMERGENCY CONTACT DETAILS: _____
 DATE: _____ Name: _____ Phone: _____
 NEXT ASTHMA CHECK-UP DUE: _____ Relationship: _____

WHEN WELL (Asthma under control, limited or no symptoms) ALWAYS CARRY YOUR RELIEVER WITH YOU!
 Your reliever is: _____ (Name of inhaler) OTHER INSTRUCTIONS: _____
 Take: _____ puffs/inhalers _____ times every day
 Your reliever is: _____
 Take: _____ puffs _____
 When you have symptoms like wheezing, coughing or shortness of breath, do the action below.

WHEN NOT WELL (Asthma getting worse, limiting what you can do, waking more frequently than usual, waking up with asthma, asthma or asthma-like symptoms)
 Keep taking preventer: _____ (Name of inhaler) OTHER INSTRUCTIONS: _____
 Take: _____ puffs/inhalers _____ times every day
 Your reliever is: _____
 Take: _____ puffs _____
 Do the action below with your inhaler.

IF SYMPTOMS GET WORSE (Severe asthma flare-ups/attacks, breathing becomes again within 2 hours, increasing difficulty breathing, waking often at night with asthma symptoms)
 Keep taking preventer: _____ (Name of inhaler) OTHER INSTRUCTIONS: _____
 Take: _____ puffs/inhalers _____ times every day
 Your reliever is: _____
 Take: _____ puffs _____ each morning for _____ days
 Do the action below with your inhaler.

DANGER SIGNS (Asthma flare-up/attack, severe breathing problems, symptoms get worse very quickly, neither reliever or preventer works)
DIAL 000 FOR AMBULANCE (Call on ambulance immediately, say that this is an asthma emergency, keep taking reliever as often as needed, use your adrenaline autoinjector (EpiPen or Anapen))

National Asthma Council Australia
nationalasthma.org.au

ascia ACTION PLAN FOR Anaphylaxis
For use with adrenaline (epinephrine) autoinjectors

Name: _____ Date of birth: _____

SIGNS OF MILD TO MODERATE ALLERGIC REACTION

- Swelling of lips, face, eyes
- Hives or welts
- Tragling mouth
- Abdominal pain, vomiting (more in signs of anaphylaxis for food allergy)

ACTION FOR MILD TO MODERATE ALLERGIC REACTION

- For insect allergy: tick out sting if visible
- For food allergy: seek medical help or have tea and eat if drop-off
- Stay with person until call for help
- Take adrenaline autoinjector
- Give other medications if prescribed
- Phone family/emergency contact

Mild to moderate allergic reactions (such as hives or swelling) may not always occur before anaphylaxis

WATCH FOR ANY ONE OF THE FOLLOWING SIGNS OF ANAPHYLAXIS (SEVERE ALLERGIC REACTION)

- Difficult, noisy breathing
- Swelling of tongue
- Swelling/tightness in throat
- Wheezes or prolonged cough
- Difficulty talking and/or hoarse voice
- Persistent dizziness or collapse
- Pale and floppy (young children)

ACTION FOR ANAPHYLAXIS

- Lay person flat - do NOT allow them to stand or walk
- If conscious, place in recovery position
- If breathing is difficult allow them to sit
- Give adrenaline autoinjector
- Phone ambulance - 000 (AU) or 111 (NZ)
- Phone family/emergency contact
- Further adrenaline doses may be given if no response after 5 minutes
- Transfer person to hospital for at least 4 hours of observation
- If in doubt, give adrenaline autoinjector

ALWAYS give adrenaline autoinjector FIRST, and then asthma reliever puffer (inhaler with spacer and mask) to food allergy or medication use (ORAL MEDICATION DIFFICULT) including asthma, persistent cough or trouble breathing even if there are no skin symptoms. Administer other medicines prescribed.

ALWAYS give adrenaline autoinjector FIRST if available, and then asthma reliever puffer (inhaler with spacer and mask) to food allergy or medication use (ORAL MEDICATION DIFFICULT) including asthma, persistent cough or trouble breathing even if there are no skin symptoms. Administer other medicines prescribed.

ascia ACTION PLAN FOR Allergic Reactions

Name: _____ Date of birth: _____

SIGNS OF MILD TO MODERATE ALLERGIC REACTION

- Swelling of lips, face, eyes
- Hives or welts
- Tragling mouth
- Abdominal pain, vomiting (more in signs of anaphylaxis for food allergy)

ACTION FOR MILD TO MODERATE ALLERGIC REACTION

- For insect allergy: tick out sting if visible
- For food allergy: seek medical help or have tea and eat if drop-off
- Stay with person until call for help
- Give other medications if prescribed
- Phone family/emergency contact

Mild to moderate allergic reactions (such as hives or swelling) may not always occur before anaphylaxis

WATCH FOR ANY ONE OF THE FOLLOWING SIGNS OF ANAPHYLAXIS (SEVERE ALLERGIC REACTION)

- Difficult, noisy breathing
- Swelling of tongue
- Swelling/tightness in throat
- Wheezes or prolonged cough
- Difficulty talking and/or hoarse voice
- Persistent dizziness or collapse
- Pale and floppy (young children)

ACTION FOR ANAPHYLAXIS

- Lay person flat - do NOT allow them to stand or walk
- If conscious, place in recovery position
- If breathing is difficult allow them to sit
- Give adrenaline (epinephrine) autoinjector if available
- Phone ambulance - 000 (AU) or 111 (NZ)
- Phone family/emergency contact
- Transfer person to hospital for at least 4 hours of observation
- If in doubt, give adrenaline autoinjector


ALWAYS give adrenaline autoinjector FIRST if available, and then asthma reliever puffer (inhaler with spacer and mask) to food allergy or medication use (ORAL MEDICATION DIFFICULT) including asthma, persistent cough or trouble breathing even if there are no skin symptoms. Administer other medicines prescribed.

4

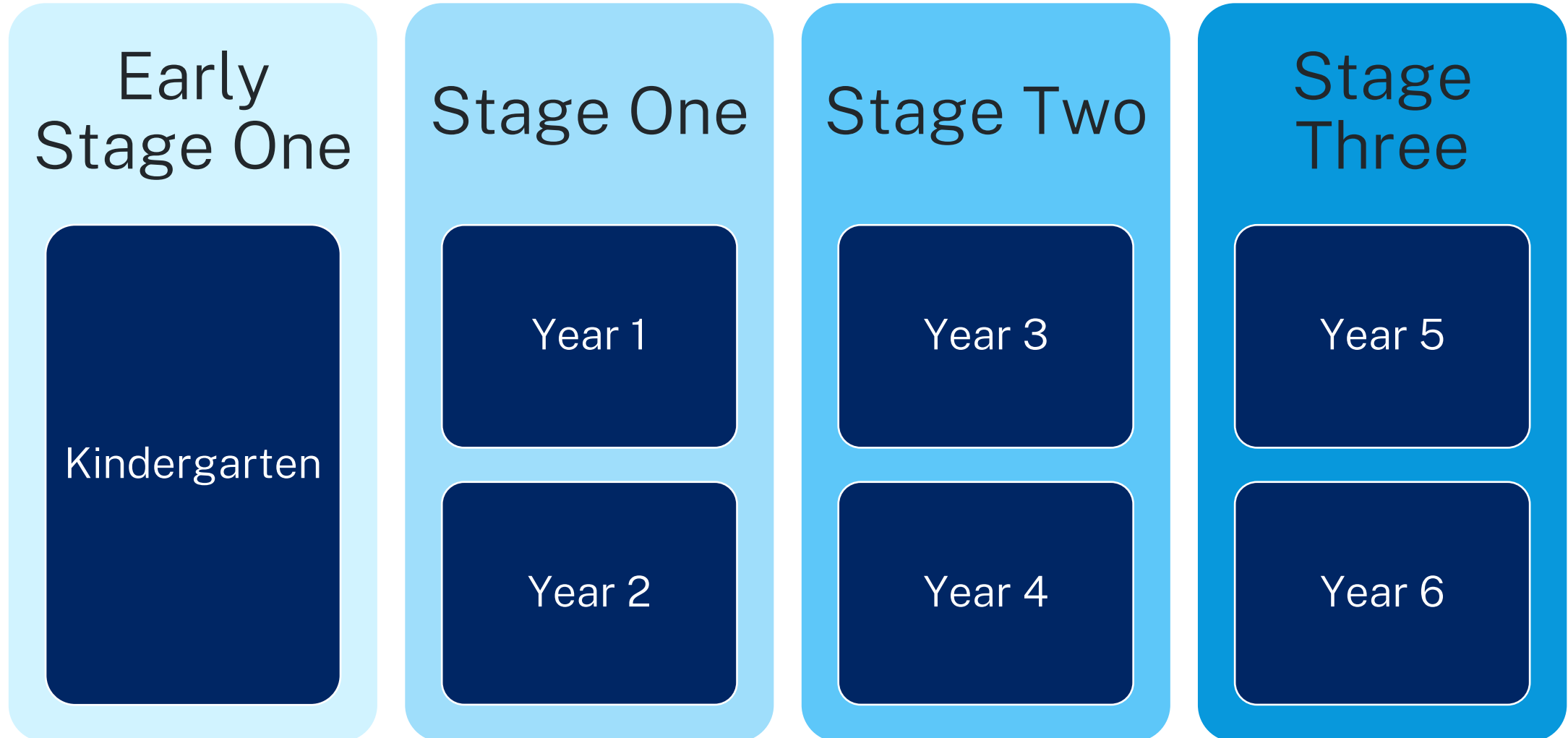
Learning Opportunities in Kindergarten

Mr Daniel McNamara

R/ Assistant Principal – Early Stage One



School Structure - Stages



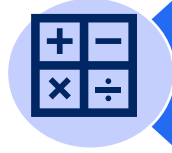
School Structure - Stages

Early
Stage One

Kindergarten



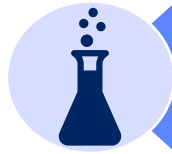
English



Mathematics



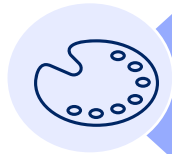
History & Geography



Science & Technology



PD / H / PE



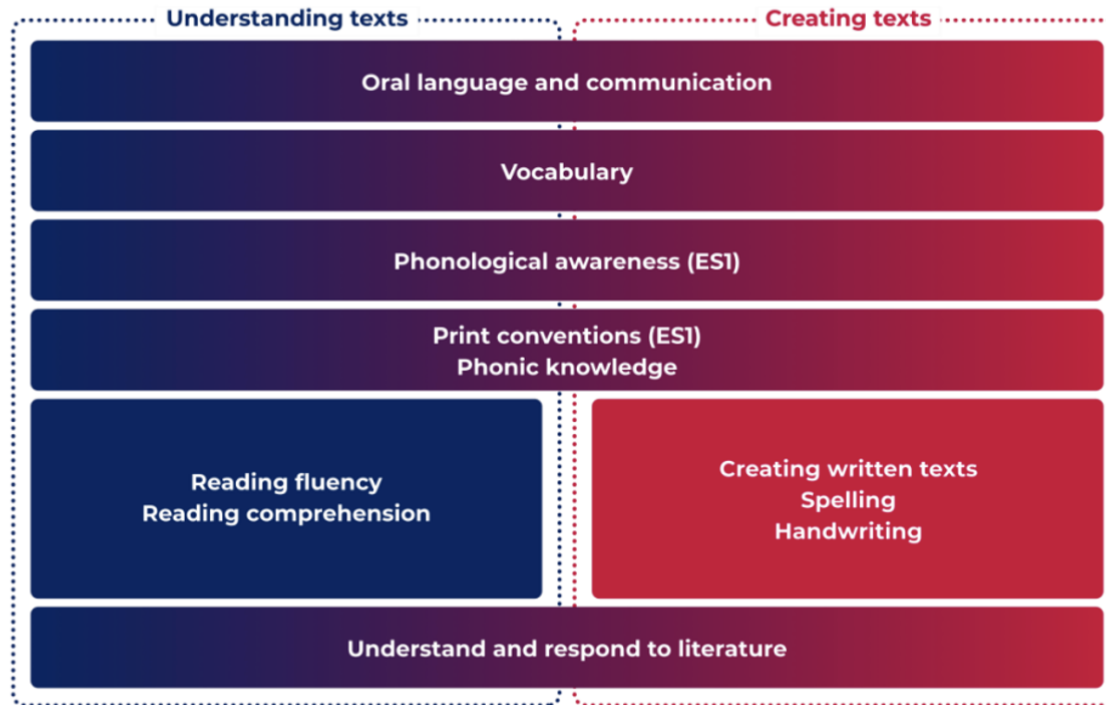
Creative Arts

Learning Opportunities in Kindergarten Literacy



English K-2

Outcomes and content overview

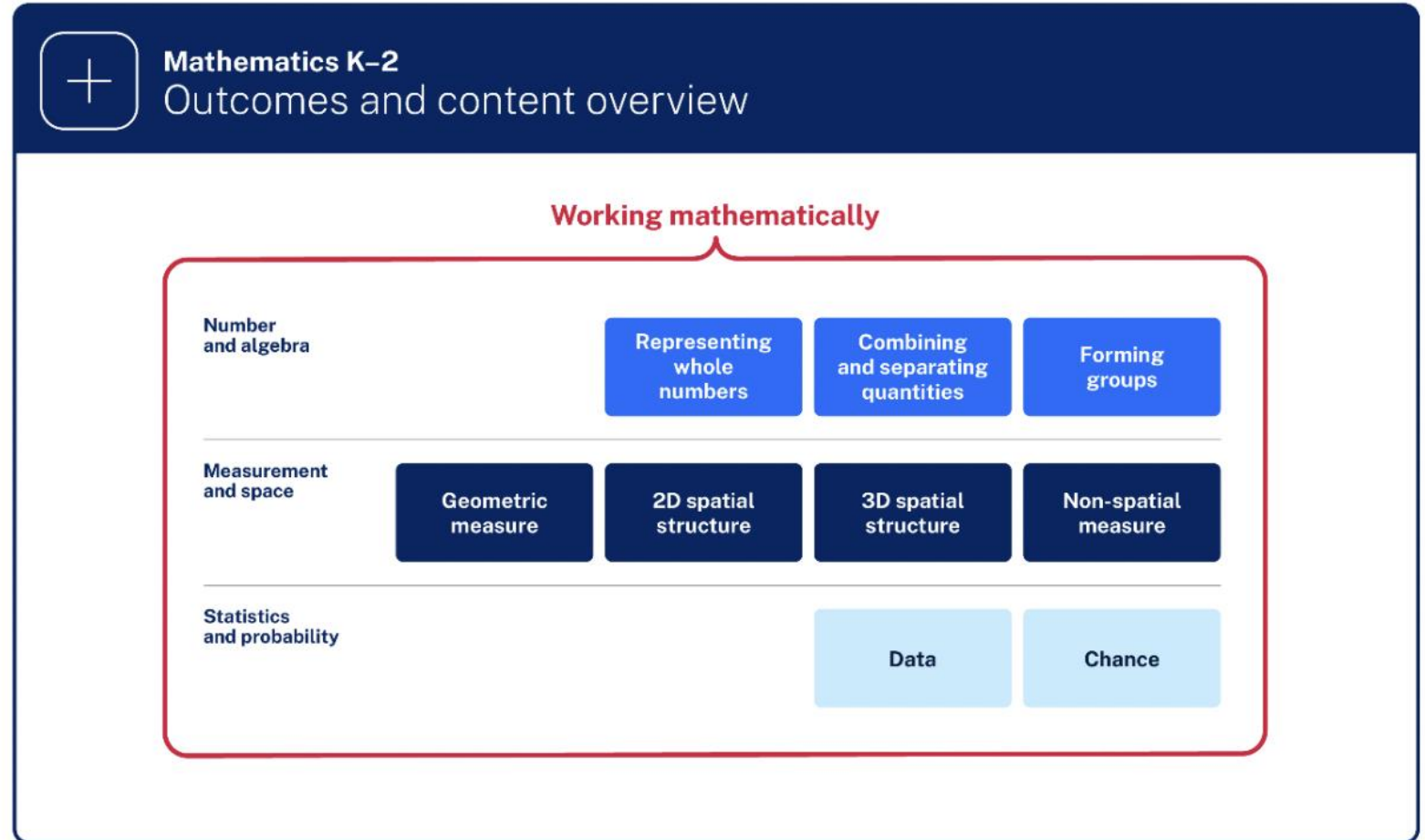


- Speaking and listening
- Words we know and use
- Hearing and manipulating sounds in spoken English
- The 'rules' of reading and writing
- The relationship between spoken sounds and written words
- Reading fluently and understanding what is read
- Writing: word > sentence > text
- Reading/listening to texts

Learning Opportunities in Kindergarten Numeracy

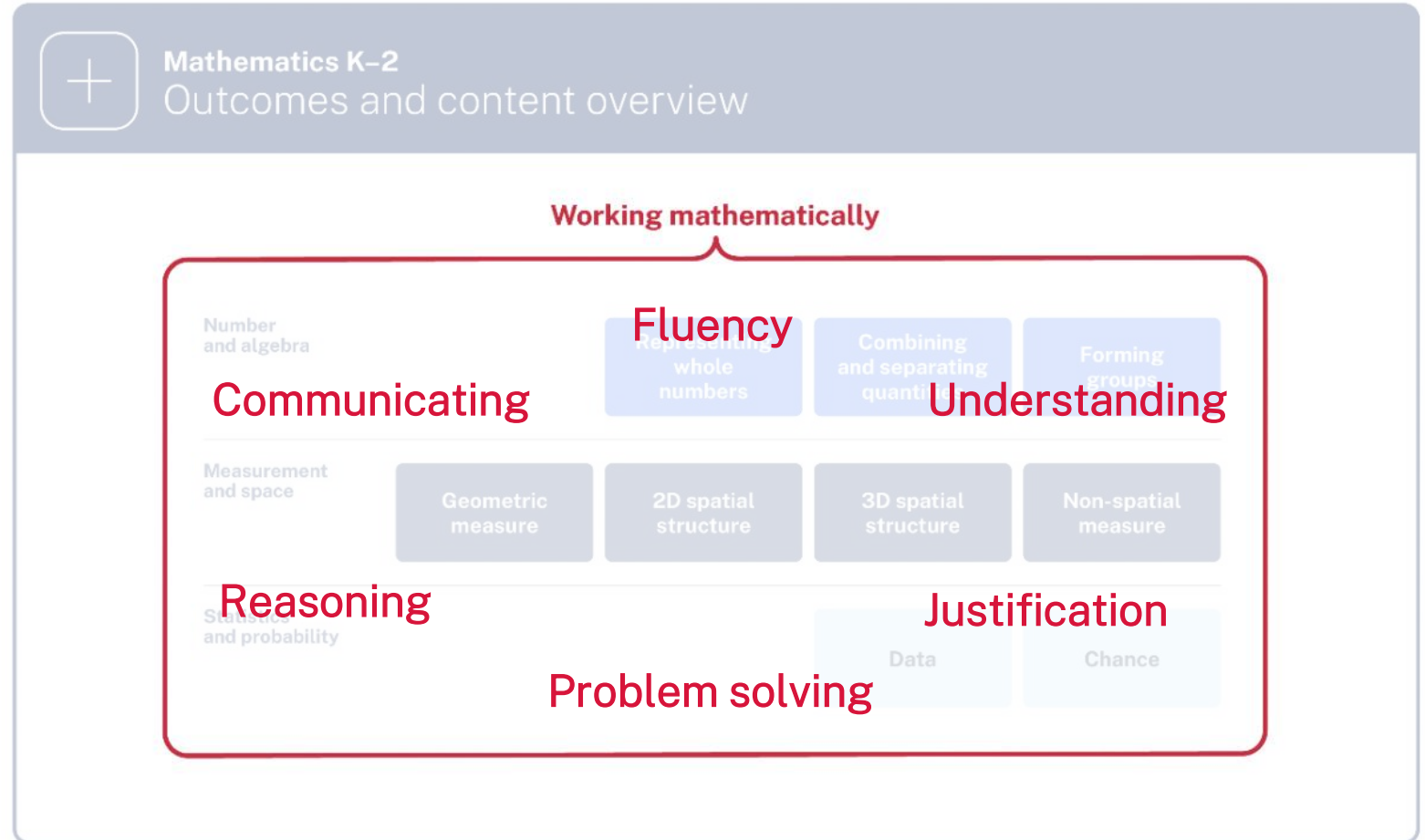


- Recognising numbers, counting sequences
- Addition and Subtraction
- Multiplication and Division
- Position and Length
- Shapes and Area
- 3D Objects and Volume/Capacity
- Mass and Time
- Collecting and sorting data
- Working mathematically



Learning Opportunities in Kindergarten Numeracy

- Recognising numbers, counting sequences
- Addition and Subtraction
- Multiplication and Division
- Position and Length
- Shapes and Area
- 3D Objects and Volume/Capacity
- Mass and Time
- Collecting and sorting data
- **Working mathematically**



Learning Opportunities in Kindergarten

Other Key Learning Areas (KLAs)



History & Geography

- Past and present
- How things change over time

Science & Technology

- Weather and Seasons
- Living Things
- Materials and their properties
- Forces
- Digital technologies

Creative Arts

- Visual Arts
- Music
- Dance
- Drama


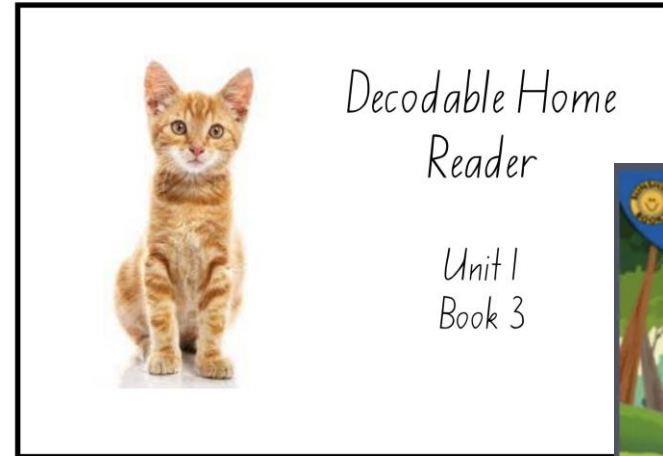
Personal Development, Health and Physical Education (PDHPE)

- Social skills
- Child Protection
- Healthy, active lifestyles
- Fundamental movement skills
- Cooperation and teamwork

Homework



- No formal, compulsory homework given to Kindergarten students.
- They are encouraged to participate in our home reading program and to participate in online Mathletics activities.
- Both will begin in Term 2, once children have had time to settle in to school.



Learning Opportunities in Kindergarten Learning and Support Team



- Learning and Support Teachers (LaST)
 - Additional support in classroom
 - Co-teaching
 - Small group withdrawal
- English as an Additional Language/Dialect (EAL/D)
 - Additional support in classroom
 - Co-teaching
 - Small group withdrawal
- School Learning Support Officers (SLSOs / teachers' aides)
 - 1:1 or small group support in classroom and playground
 - Learning, medical, physical or social



5

Orientation Sessions



Orientation Sessions



A chance for children to:

- ‘sample’ school
- meet Kindergarten teachers
- meet new friends

A chance for teachers to:

- meet each child
- get to know their level of school readiness
- Begin thinking about class formations



Orientation Sessions



- 1) Monday 30th October
- 2) Monday 13th November
- 3) Monday 27th November

9:45 am – 11 am

Please meet under the K-2 Shelter



Orientation Sessions



- Children will be placed into temporary groups
- They will be in the same group for each orientation session.
- These groups are not necessarily the class your child will be in for Kindergarten in 2024.



Orientation Packs

Packs contain:

- Information about WRPS
- Tips for getting ready for school
- Road Safety Information
- Uniform shop information / price list
- Fine motor activities and playdough
- Please collect your pack and personalised name mat before you leave.



6


Best Start Assessment



Best Start Assessment




- Statewide Kindergarten Assessment
 - literacy and numeracy skills of each student at the beginning of Kindergarten.
 - 1:1 conversation
- Helps teachers know the ‘now’, so they can plan for the ‘next’
- Cannot be studied for
- Results will be sent home once the assessment period has concluded (late Term 1).



Best Start Assessment



- Assessments will take place during Weeks 1 and 2 of the school year
- Each family will be assigned an interview time throughout the day
- Takes around 20 minutes to complete
- Parents/carers asked to remain on site
- You will receive an email with your interview time after the orientation sessions.



NSW Department of Education

7

First Day in 2024



First Day of School 2024



- Staff Development Days

- Years 1-6 First Day:

- Thursday 1st February

- Kindergarten Best Start:

- Thursday 1st February
- Friday 2nd February
- Monday 5th February
- Tuesday 6th February

- Kindergarten First Day:

- Wednesday 7th February

	M	T	W	T	F
1	29	30	31	1	2
2	5	6	7	8	9
3	12	13	14	15	16

First Day of School 2024



- Staggered start times
 - You will receive a letter via email after the orientation sessions
 - Times will be 9:45 am, 10 am, 10:15 am
 - Please meet under the K-2 Shelter at your time
- Collection time will be 3:20 pm at your child's classroom steps. Please wait outside buildings.

	M	T	W	T	F
1	29	30	31	1	2
2	5	6	7	8	9
3	12	13	14	15	16

Class Formation

- Staffing allocation based on number of students enrolled.
- Enrolments in each grade to be confirmed before final classes can be formed.



Class Formation

- K students will be placed in ‘temporary’ groups (colours) for the first few days/week
 - This also allows us to make changes to ensure students are in the best setting for their social, emotional and academic growth throughout the year.
 - **Orientation Groups are not necessarily class groups**
- Once classes become permanent, you will receive a note from your child’s permanent teacher.



First Day of School 2024

What will children do?



- Farewell their parents
- Be greeted by their teacher and buddies and settle into a class activity, e.g. reading, drawing, playing.
- Become familiar with recess and lunch procedures.
- Listen to stories, play games, sing songs.
- Make friends!



What to expect in the first few days and weeks of Kindergarten



- Your children will be tired and/or emotional!
- Diet changes – don't be alarmed.
- Second week phenomenon
- Items will be lost or left at school.
Please label EVERYTHING!



8

Getting Ready for Kindergarten



Purchasing Uniforms




- Uniform shop on-site, under B Block:
 - Wednesdays from 2:20 - 3:30 pm
 - Fridays from 8:30 - 9:30 am
- The uniform shop will also be open:
 - **10:30 am until 12 pm** during orientation sessions
 - select days (tbc) throughout the holidays. You will receive an email once these times have been confirmed.
- Please collect a price list with your orientation pack.



How can you help?




- Develop routines at home, e.g. bed times.
- Read together regularly.
- Play family games to develop turn taking and sharing.
- Talk positively about school (before attending).
- Make morning separation quick and positive.



How can you help?




- Develop routines at home, e.g. bed times.
- Read together regularly.
- Play family games to develop turn taking and sharing.
- Talk positively about school (before attending).
- Make morning separation quick and positive.
- **LABEL EVERYTHING!**



How can you help?


- Learn to recognise their name
- Help to develop independence
 - Pack and unpack bags
 - Open and close lunchboxes
 - Dress themselves
 - Use the toilet independently
 - Tie shoelaces
- Talk about school – highlight the positives!



How can you help?



- Learn to recognise their name
- Help to develop independence
 - Pack and unpack bags
 - Open and close lunchboxes
 - Dress themselves
 - Use the toilet independently
 - Tie shoelaces
- Talk about school – highlight the positives!
- **LABEL EVERYTHING!**



Communication methods



- School Bytes – download the app
- Facebook – WaltersRoadPublic
- WRPS phone contact – *9672 2333*
- Website – *www.waltersrd-p.schools.nsw.edu.au*
- Parent teacher interviews – late Term 2
- Semester 1 Report – end of Term 2
- Semester 2 Report – end of Term 4
- Information boards in K-2 and 3-6 Shelters



NSW Department of Education

9

Learning Station Expo

Mrs Jessica Ghattas

Assistant Principal, Curriculum & Instruction

Question Time

